

Name: _____

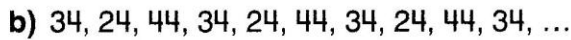
Date: _____

Patterns


Diagnostic
Tool

1. Circle the smallest part of the pattern that repeats.
Describe each pattern.





2. How are these patterns the same? How are they different?



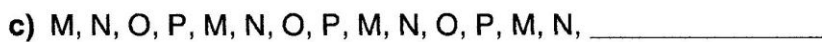
same: _____

different: _____

3. Draw a pattern to fit this pattern rule:
Start with a small shape and then make it bigger. Repeat.



4. Extend each pattern until there are a *total* of 5 repeats.



Try These

1. Circle the part that repeats.

Show the next 4 items in the pattern.

a) **Y** Y Y **Y** Y Y **Y** Y Y _____

b)  _____

c) 23, 45, 67, 23, 45, 67, 23, 45, 67, 23, _____, _____, _____, _____, ...

d)  _____


2. Circle the part that repeats.

Fill in the missing parts of the pattern.

a)  _____


b) 9, 87, 89, 36, 9, 87, 89, 36, 9, _____, 89, _____, 9, 87, 89, _____

c)  _____

d)  _____

3. Circle the pattern core.

a) green, red, blue, red, green, red, blue, red, green, red, blue, red, ...

b)  _____

c) 34, 24, 44, 55, 34, 24, 44, 55, 34, 24, 44, 55, 34, 24, 44, 55, ...

4. Compare the 2 patterns. How are they the same?

How are they different?

a) 1, 2, 1, 2, 1, 2, 1, 2, ... and  ...

same: _____

different: _____

b) 2, 8, 3, 7, 2, 8, 3, 7, 2, 8, 3, 7, ... and 3, 9, 4, 8, 3, 9, 4, 8, 3, 9, 4, 8, 3, 9, ...

same: _____

different: _____